

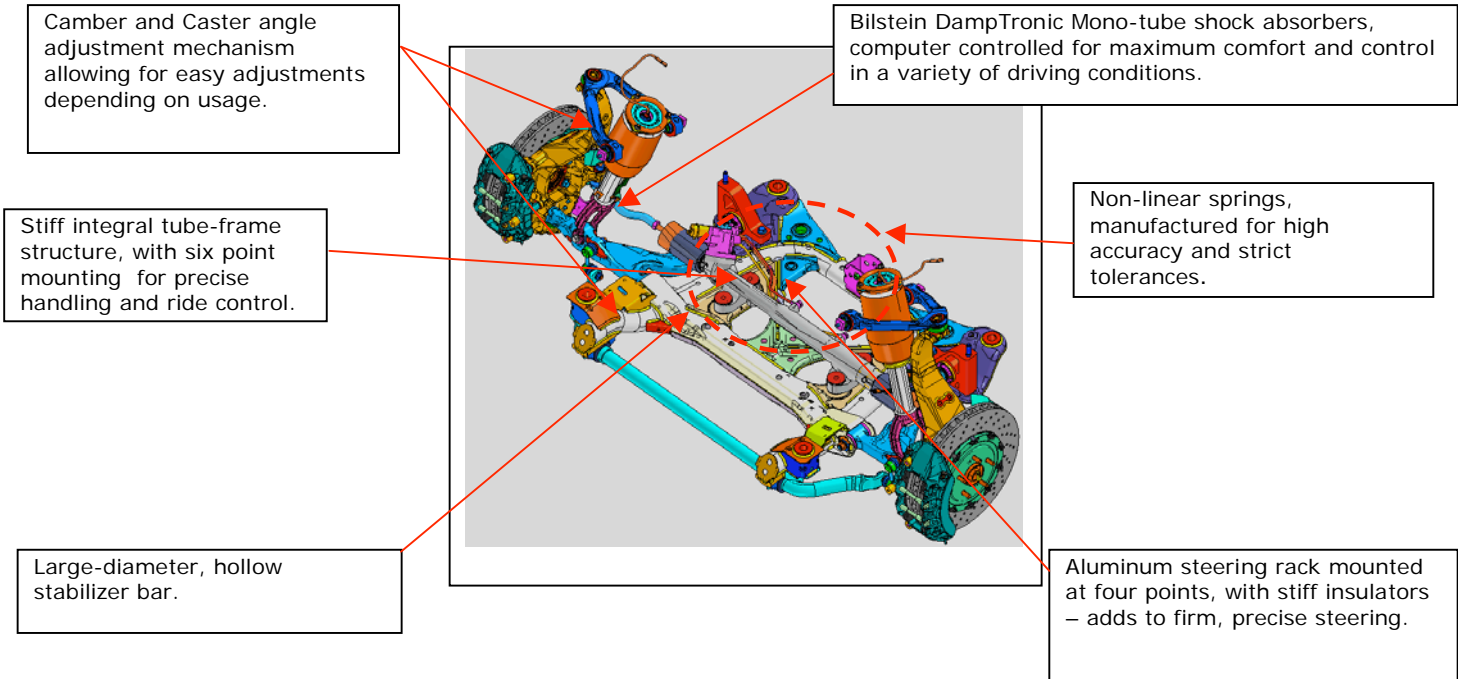
## 2009 Nissan GT-R

### Key Dimensions and Specifications

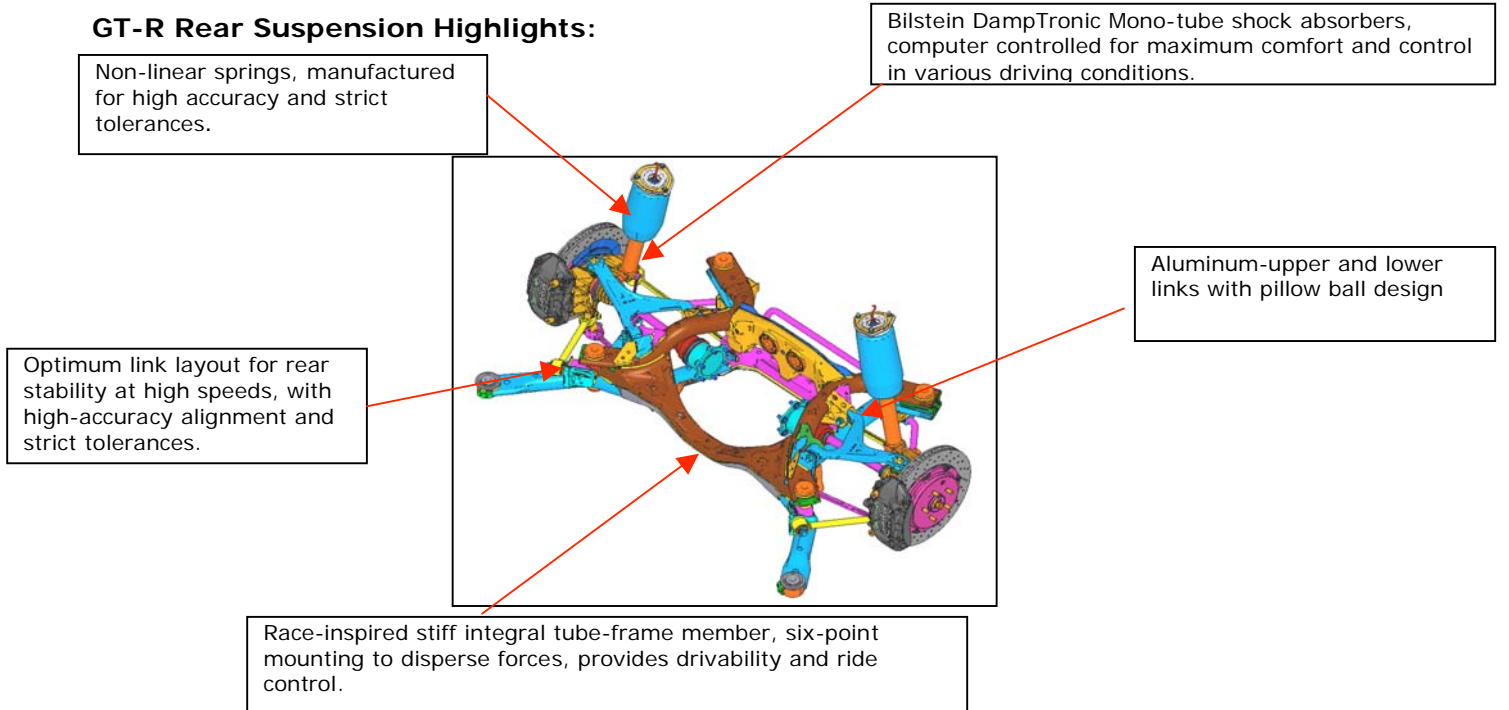
<b>Engine</b>	All-new VR38 3.8-liter twin turbo V6, producing 480 horsepower and 430 lb-ft of torque
<b>Transmission</b>	All-new GR6 sequential 6-speed dual-clutch transaxle with paddle shifters, manual and automatic mode
<b>Platform</b>	All-new Premium Midship package, placing the engine behind the front axle; platform enables the use of the world's first independent rear transaxle all-wheel drive system - the transmission, transfer case and final drive are all located at the rear of the vehicle
<b>Drive Configuration</b>	Front mid-engine/rear transaxle with ATTESA E-TS all-wheel-drive system specifically developed for GT-R  Vehicle Dynamic Control (VDC-R) system tuned for GT-R with three modes – Normal, Comfort, or "R" (high-performance)  Yaw-rate Feedback Control, coordinating front torque based on the difference between actual yaw rate detected by the yaw-rate sensor and the target yaw-rate calculated from the steering operation
<b>Suspension</b>	Bilstein DampTronic suspension system ( <i>highlights on page 3</i> )
<b>Steering</b>	Aluminum rack and pinion steering rack with 4-point rigid mounting
<b>Brakes</b>	Radial-mount Brembo mono block six-piston front and four-piston rear calipers with full-floating 15 inch, 2-piece, cross-drilled rotors and low-steel high stiffness brake pads ( <i>highlights on page 4</i> )
<b>Wheels/Tires</b>	GT-R-specific lightweight forged aluminum 20-inch wheels, with special bead knurling  GT-R specific Nitrogen-filled Bridgestone high-performance summer run-flat tires, 255/40ZRF20 front, 285/35ZRF20 rear; Dunlop all-season tires available
<b>Body/Chassis Materials</b>	Steel, die-cast aluminum, carbon fiber
<b>Coefficient of Drag (CD)</b>	0.27

<b>Weight Distribution</b>	53% front / 47% rear
<b>Wheelbase</b>	109.5 inches (est.)
<b>Track Width (front/rear)</b>	62.6 inches/63.0 inches (est.)
<b>Overall Length</b>	183.4 inches (est.)
<b>Width</b>	74.7 inches (est.)
<b>Height</b>	54.0 inches (est.)
<b>Seating Capacity</b>	4 passengers
<b>Cabin Volume</b>	79.4 cubic feet (est.)
<b>Luggage Volume</b>	8.8 cubic feet (est.)
<b>Front/Rear Head room</b>	38.1 inches/33.5 inches (est.)
<b>Front/Rear Hip room</b>	54.7 inches/18.6 inches (est.)
<b>Front/Rear Leg room</b>	44.6 inches/TBD (est.)
<b>Select Exterior Features</b>	"Aero-blades" on front fender edges; vent in the front fenders' trailing edges; aggressive front end styling with large hood budge and single central air intake; "super wide beam" headlights featuring three additional sub-reflectors (compared to conventional lights); four-passenger cabin with sloping "aero blade canopy" roofline and curved C-pillar "sword edge"; GT-R hallmark four-ring taillights; rear spoiler; functional rear carbon fiber underbody diffuser; large integrated quad exhaust tips; durable anti-chip paint with "double clear coat" process; available hand-polished seven -coat silver paint color
<b>Select Interior Features</b>	Usable passenger and luggage space; driver-surrounding instrument panel, with meters and multi-function display at a uniform height for minimal driver eye movement; large center-mounted tachometer, with gear display on its upper right; "dial plate" meter-surround design that evokes the idea of engaged gears; large, metallic-framed center console featuring ergonomically designed shift lever and a red "engine start" button; sculpted performance bucket seats
<b>Select Technology</b>	Driver-adjustable transmission, shock absorbers and Vehicle Dynamic Control (VDC-R) system; video game-inspired multi-function display with 11 pages of information and a recording function with playback; navigation system; Music Box Hard Drive; Bluetooth <sup>®</sup> Hands-free Phone System; available specially designed 11-speaker Bose <sup>®</sup> sound system

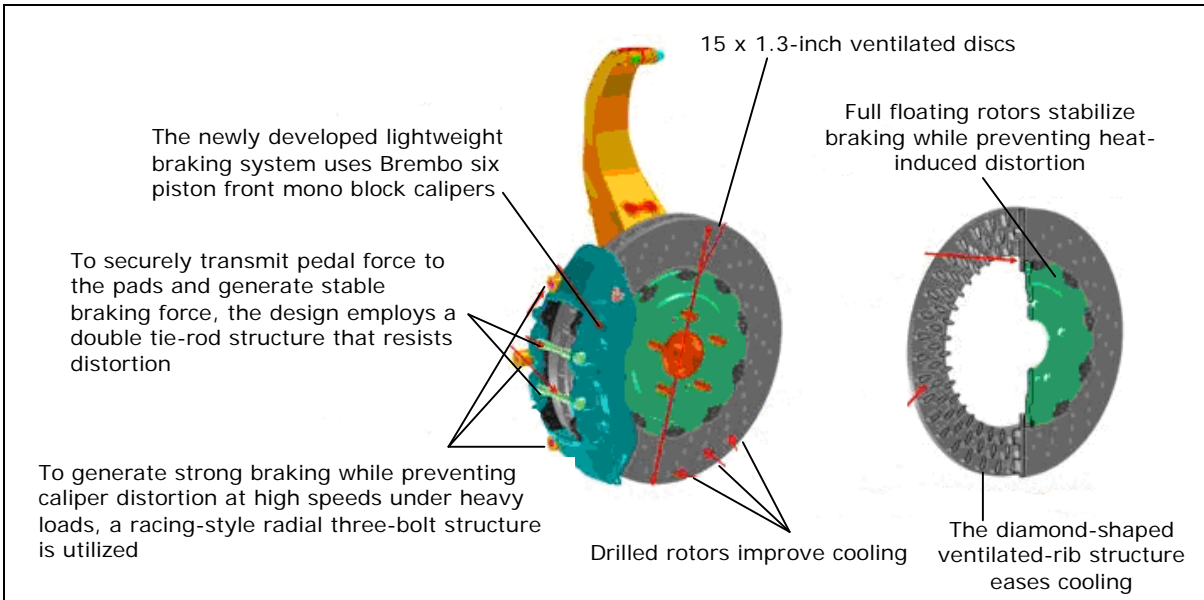
### GT-R Front Suspension Highlights:



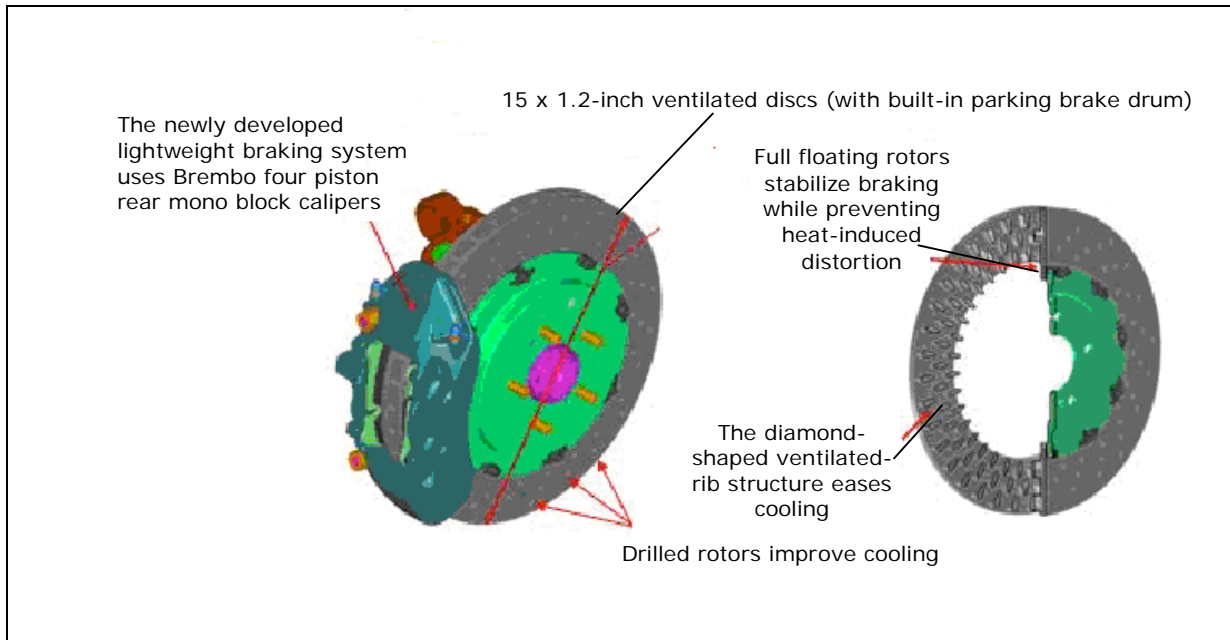
### GT-R Rear Suspension Highlights:



### GT-R Front Brake Highlights:



### GT-R Rear Brake Highlights:



###